

Kontrolka AD16-16E/R-24V

Kontrolka LED > Kontrolka AD16-16E/R-24V AC/DC; 16mm; czerwony; podświetlenie LED 24V; IP40; ONPOW



ROBERT STĘPIEŃ
HURTOWNIA CZĘŚCI ELEKTRONICZNYCH
podzespoly-elektroniczne.pl

Informacje ogólne:

- Producent: ONPOW
- Typ kontrolki: jednokolorowa
- Kolor podświetlenia: **czerwony**
- Kolor korpusu: czarny
- Materiał korpusu: tworzywo sztuczne

Dane techniczne:

- Podświetlenie: LED 24V
- Wyprowadzenia: śrubowe
- Napięcie zasilania: 24V
- Rodzaj napięcia: AC/DC
- Żywotność elektryczna: > 30000 godzin
- Klasa szczelności/ stopień ochrony (IP): IP40
- Certyfikaty: RoHS

Parametry fizyczne:

- Otwór montażowy: 16mm
- Głębokość montażowa: 39mm

Kontrolka LED / lampka sygnalizacyjna/ lampka kontrolna serii Ad16 z podświetleniem LED. Kontrolka wykonana z materiału PC, charakteryzuje się wytrzymałością mechaniczną oraz dobrą odpornością na wstrząsy.

Zalety: długa żywotność, mała waga, oszczędność energii, solidne wykonanie.

Sprawdź podobne oferty:

- Dostępne kolory kontrolki LED jednokolorowych: niebieski, zielony, pomarańczowy, czerwony, biały, żółty.
- Dostępne kolory kontrolki LED dwukolorowych: czerwono-zielony
- Rozmiary otworów montażowych kontrolki: 16 mm, 22 mm



www.podzespoly-elektroniczne.pl

Robert Stępień Hurtownia Części Elektronicznych; Adres: ul. Wolumen 2, pawilon 71; 01-912 Warszawa; tel.: 601 296 402 / sklep@podzespoly-elektroniczne.pl

Ad 16 Series Pilot Lamp

Product Overview

Ad 16 series pilot lamp only use LED lamp as the light source. The advantage have: long life, gentle weight, small cubage, save energy. It is the advanced product of all kinds of the incandescence lamp and the neon lamp of the XD type. The cover of the lamp is made of PC material, and have good shock resistance. It can be used as indication pilot light, accident signal and other signals in the circuits of such equipment as telecommunication.

Specifications

- ⊙ Electrical Life ≥ 30000 hours
- ⊙ Permitted Voltage $\pm 20\%$ ($\geq 110V$)
- ⊙ Dielectric Strength: $2.5kV(AC\ RMS)$, 1min
- ⊙ Usage Frequency (AC): 50 ~ 60Hz
- ⊙ Rated Operating Current: $\leq 20mA$
- ⊙ Brightness: $\geq 100cd/m^2$
- ⊙ Comparative Tracking Index $CT1 \geq 100$, flame retardant
- ⊙ Insulation Resistance: $U_i \leq 60V, 5M\Omega; 60V < U_i \leq 660V, 50M\Omega$
- ⊙ Light Color: red, green, yellow, white, blue, orange

Implication of Type

AD16 -		★	■	□	/	△	/	▲	/	●	/	○
Code of series	The installation dimension of the neck: 16: $\phi 16mm$ 22: $\phi 22mm$	The design code (A, B, C.....) express different type of the same neck dimension) M buzzer S flicker SM flicker buzzer SS Dual- color lamp	S expresses the super short type, the standard type is without letter.	Color of pilot lamp: R red G green Y yellow O orange W white B blue	Voltage	K expresses anti- interference type, the normal type is without letter.	Protective Degree: P IP65 No letter means IP40					

Diagram of Interior Connection

	AC/DC Type Pilot Lamp	AC Type Pilot Lamp	AC/DC Type Dual- color Lamp	AC Type Dual- color Lamp
Normal Type				
Anti-interference Type				

- Note: 1, AC/DC type pilot lamp is resistor step- down form; AC type pilot lamp is capacitor step- down form.
2, When voltage is 110V or above it, The temperature of outer shell of AC/DC type pilot lamp is higher than AC type pilot lamp.



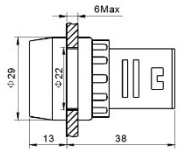


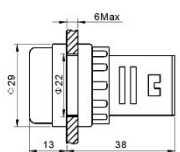


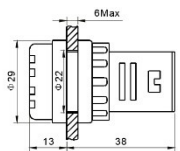


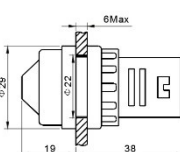


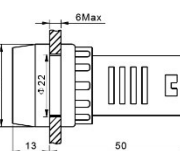


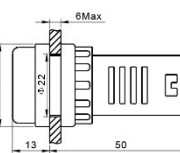
Attentions



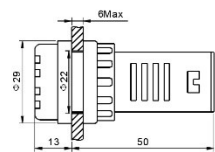


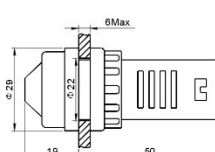


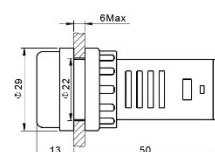

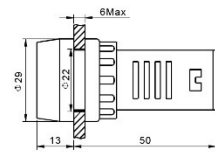
- The frequency of AC type pilot lamp is 50 ~ 60Hz. If work in other frequency ranges, it will be broken.
- The common threshold value of anti- interference pilot lamp is below 40V; and if you need higher threshold value please tell us. We suggest that the threshold value shouldn't be too high. Please check the routing If the interference voltage is too high.
- Connection error is not allowable to AC type dual- color light, otherwise pilot lamp will be broken.
- Avoid using welding mode to connect lines as possible and you should using general plug (2.5 x 0.8mm) to connect and wear the protective sleeve. If you need to weld, please finish it in 3 seconds by the electric iron which is below 30W and don't exert external force on terminals.

Product Outline (Φ16)

Shape	Type Number	Color	Operating Voltage	Shape & Dimensions	Remarks
	AD16- 16A/△/▲	R G Y B W	AC/DC 6V AC/DC 12V AC/DC 24V AC/DC 36V AC/DC 48V		Pin terminal
	AD16- 16B/△/▲	R G Y B W	AC/DC 110V AC/DC 220V AC/DC 380V AC 110V AC 220V AC 380V		Pin terminal
	AD16- 16E/△/▲	R G Y O B W	AC/DC 6V AC/DC 12V AC/DC 24V AC/DC 36V AC/DC 48V AC/DC 110V AC/DC 220V AC/DC 380V		⊙ Screw terminal ⊙ Electric Shock Protection Structure
	AD16- 16M/▲		Buzzer		Sound Intensity: Volume $\geq 80dB(10cm)$ Continuous Buzz Incontinuous Buzz $I_e \leq 35mA$
	AD16- 16S/▲		Flicker Lamp		
	AD16- 16SM/▲		Flicker Buzzer		

Product Outline(Φ22)

Shape	Type Number	Color	Operating Voltage	Shape & Dimensions	Remarks
	AD16- 22BS/Δ/▲				<ul style="list-style-type: none"> ⊙ Screw Type Connection ⊙ Electric Shock Protection Structure
	AD16- 22DS/Δ/▲/⊙				<ul style="list-style-type: none"> ⊙ Screw Type Connection ⊙ Electric Shock Protection Structure ⊙ IP40 and Ip65 can be chosen.
	AD16- 22ES/Δ/▲		AC/DC 6V AC/DC 12V AC/DC 24V AC/DC 36V AC/DC 48V AC/DC 110V		<ul style="list-style-type: none"> ⊙ Screw Type Connection ⊙ Electric Shock Protection Structure
	AD16- 22HS/Δ/▲		AC/DC 110V AC/DC 220V AC/DC 380V AC 110V AC 220V AC 380V		<ul style="list-style-type: none"> ⊙ 380,220 are the special use for capacitor frame to leak electric. ⊙ Screw Type Connection ⊙ Electric Shock Protection Structure
	AD16- 22B/Δ/▲/●				<ul style="list-style-type: none"> ⊙ Screw Type Connection ⊙ Electric Shock Protection Structure ⊙ Anti-interference type can be customized.
	AD16- 22D/Δ/▲/●/⊙				<ul style="list-style-type: none"> ⊙ Screw Type Connection ⊙ Electric Shock Protection Structure ⊙ Anti-interference type can be customized. ⊙ IP40 and IP65 can be chosen.

Shape	Type Number	Color	Operating Voltage	Shape & Dimensions	Remarks
	AD16- 22E /Δ/▲/●				<ul style="list-style-type: none"> ⊙ Screw Type Connection ⊙ Electric Shock Protection Structure ⊙ Anti-interference type can be customized.
	AD16- 22H /Δ/▲/●		AC/DC 6V AC/DC 12V AC/DC 24V AC/DC 36V AC/DC 48V AC/DC 110V AC/DC 220V AC/DC 380V		<ul style="list-style-type: none"> ⊙ 380,220 are the special use for capacitor frame to leak electric. ⊙ Screw Type Connection ⊙ Electric Shock Protection Structure ⊙ Anti-interference type can be customized.
	AD16- 22SS /Δ/▲/●		AC 110V AC 220V AC 380V		<ul style="list-style-type: none"> ⊙ Screw Type Connection ⊙ Electric Shock Protection Structure ⊙ Anti-interference type can be customized. ⊙ Other color types can be customized.
	AD16- 22M/▲	Buzzer			Sound Intensity: Volume ≥80 dB(10cm) Continuous Buzz Incontinuous Buzz Ie≤35mA
	AD16- 22S/▲	Flicker Lamp			
	AD16- 22SM/▲	Flicker Buzzer			