



Przełącznik HF32F-G/012-HS3 HONGFA 10A;12VDC;RoHS



Dane techniczne:

Nazwa: HF32F-G/012-HS3

Producent: HONGFA

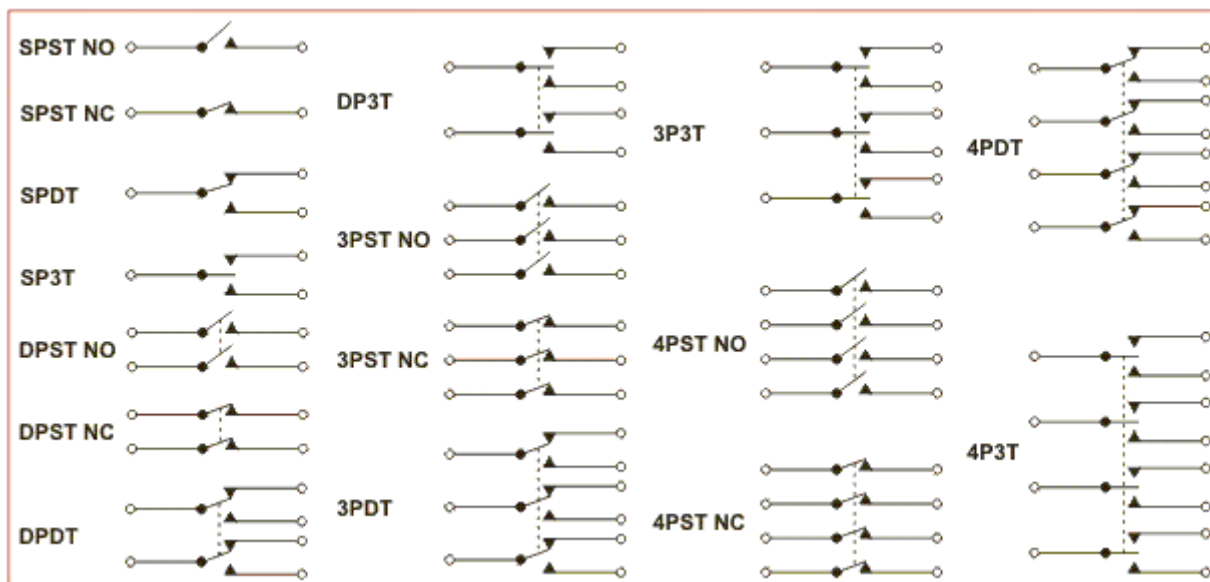
Typ: SPST-NO

Typ prądu cewki: DC

Napięcie cewki (V): 12V

Prąd styków: 10A

Napięcie izolacji: 2500V



www.podzespoly-elektroniczne.pl

Robert Stępień Hurtownia Części Elektronicznych; Adres: ul. Wolumen 2, pawilon 71; 01-912 Warszawa; tel.: 601 296 402 / sklep@podzespoly-elektroniczne.pl

HF32F-G

SUBMINIATURE INTERMEDIATE POWER RELAY



File No.: E134517



File No.: 40012204



File No.: CQC08002027011



Features

- 10A switching capability
- 1 Form A configuration
- Subminiature, standard PCB layout
- Plastic sealed and flux proofed types available
- UL insulation system: Class F
- Environmental friendly product (RoHS compliant)
- Outline Dimensions: (18.4 x 10.2 x 15.3) mm

CONTACT DATA

Contact arrangement	1A
Contact resistance	100mΩ max.(at 1A 6VDC)
Contact material	AgSnO ₂ , AgNi, AgCdO
Contact rating (Res. load)	10A 250VAC 10A 30VDC
Max. switching voltage	250VAC / 30VDC
Max. switching current	10A
Max. switching power	2500VA / 300W
Mechanical endurance	1 x 10 ⁶ OPS
Electrical endurance	1 x 10 ⁵ OPS

CHARACTERISTICS

Insulation resistance	1000MΩ (at 500VDC)	
Dielectric strength	Between coil & contacts	2500VAC 1min
	Between open contacts	1000VAC 1min
Operate time (at nomi. volt.)	8ms max.	
Release time (at nomi. volt.)	5ms max.	
Humidity	5% to 85% RH	
Ambient temperature	-40°C to 85°C	
Shock resistance	Functional	98m/s ²
	Destructive	980m/s ²
Vibration resistance	10Hz to 55Hz 1.5mm DA	
Termination	PCB	
Unit weight	Approx. 6g	
Construction	Plastic sealed, Flux proofed	

- Notes:** 1) The data shown above are initial values.
 2) Please find coil temperature curve in the characteristic curves below.
 3) In order to secure better electrical endurance, we recommend not to use this relay under high temperature.

COIL

Coil power	Approx. 450mW
------------	---------------

COIL DATA

at 23°C

Nominal Voltage VDC	Pick-up Voltage VDC max.	Drop-out Voltage VDC min.	Max. Allowable Voltage VDC	Coil Resistance Ω
3	2.25	0.15	3.9	20 x (1±10%)
5	3.75	0.25	6.5	55 x (1±10%)
6	4.50	0.30	7.8	80 x (1±10%)
9	6.75	0.45	11.7	180 x (1±10%)
12	9.00	0.60	15.6	320 x (1±10%)
18	13.5	0.90	23.4	720 x (1±10%)
24	18.0	1.20	31.2	1280 x (1±10%)
48	36.0	2.40	62.4	5120 x (1±10%)

SAFETY APPROVAL RATINGS

UL/CUL	10A 277VAC / 250VAC / 30VDC at 85°C
	12A 125VAC at 85°C
	TV-5 120VAC at 40°C
VDE	10A 250VAC at 85°C
	4A 400VAC at 85°C

Notes: Only some typical ratings are listed above. If more details are required, please contact us.



HONGFA RELAY

ISO9001, ISO/TS16949, ISO14001, OHSAS18001, IECQ QC 080000 CERTIFIED

2014 Rev. 1.00

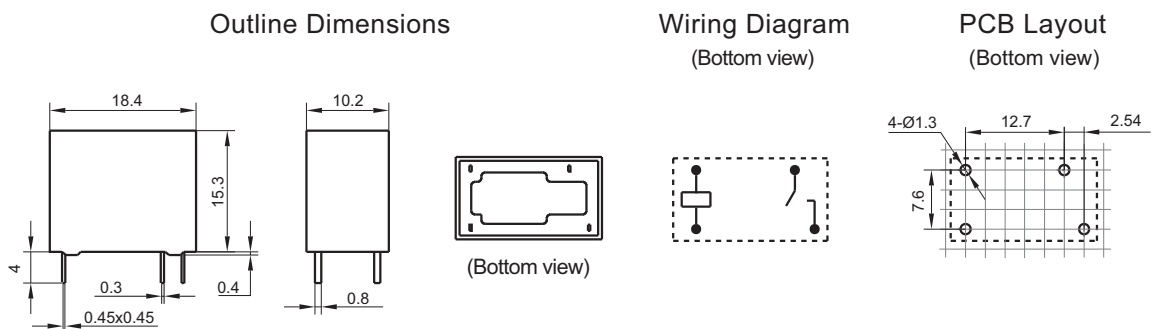
ORDERING INFORMATION

Type	HF32F-G /	012	-H	S	3	(XXX)
Coil voltage	3, 5, 6, 9, 12, 18, 24, 48VDC					
Contact arrangement	H: 1 Form A					
Construction ¹⁾	S: Plastic sealed		Nil: Flux proofed			
Contact material	T: AgSnO ₂	3: AgNi	Nil: AgCdO			
Customer special code	e.g. (356) stands for product in accordance to IEC 61249-2-21					

Notes: 1) Under the ambience with dangerous gas like H₂S, SO₂ or NO₂, plastic sealed type is recommended; please test the relay in real applications. If the ambience allows, flux proofed is preferentially recommended.
If water cleaning is required after the relay is assembled on PCB, please contact us for suggestion about suitable parts.

OUTLINE DIMENSIONS, WIRING DIAGRAM AND PC BOARD LAYOUT

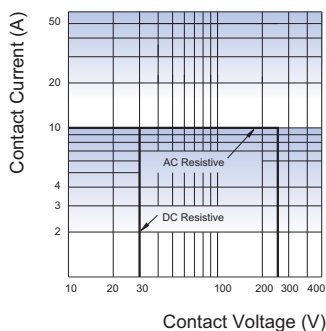
Unit: mm



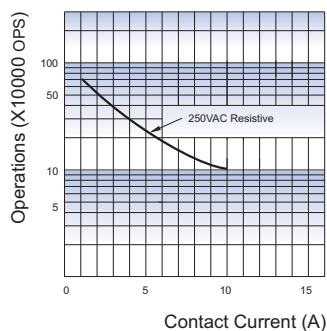
Remark: 1) In case of no tolerance shown in outline dimension: outline dimension ≤ 1 mm, tolerance should be ± 0.2 mm; outline dimension > 1 mm and ≤ 5 mm, tolerance should be ± 0.3 mm; outline dimension > 5 mm, tolerance should be ± 0.4 mm.
2) The tolerance without indicating for PCB layout is always ± 0.1 mm.
3) The width of the gridding is 2.54mm.

CHARACTERISTIC CURVES

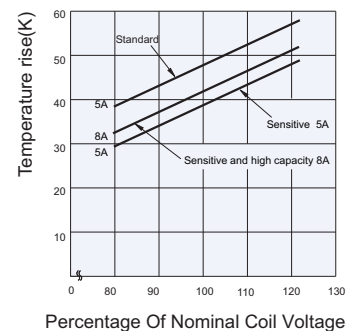
MAXIMUM SWITCHING POWER



EDURANCE CURVE



COIL TEMPERATURE RISE



Disclaimer

This datasheet is for the customers' reference. All the specifications are subject to change without notice. We could not evaluate all the performance and all the parameters for every possible application. Thus the user should be in a right position to choose the suitable product for their own application. If there is any query, please contact Hongfa for the technical service. However, it is the user's responsibility to determine which product should be used only.