




TR BU407FI;ST;ISOWATT220; tranzystor NPN;7A;150V;izolowany



Dane techniczne:

Nazwa: BU407FI

Typ tranzystora: bipolarny

Kierunek przewodnictwa: NPN

Prąd kolektora: 7A

Napięcie kolektor-emiter: 150V

Montaż: przewlekany(THT)

Obudowa: ISOWATT220

Producent: ST

isc Silicon NPN Power Transistors

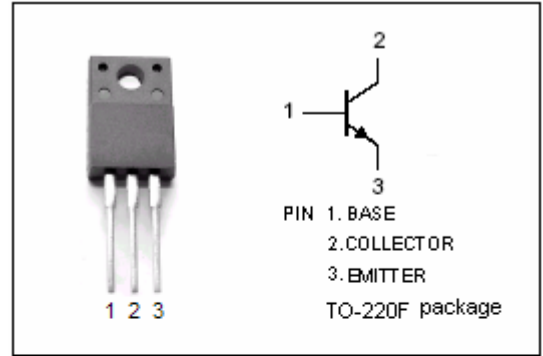
BU406FI/407FI

DESCRIPTION

- High Voltage
- Fast Switching Speed-
: $t_{off} = 0.75 \mu s$ (Max)
- Low Saturation Voltage-
: $V_{CE(sat)} = 1.0V$ (Max) @ $I_C = 5A$

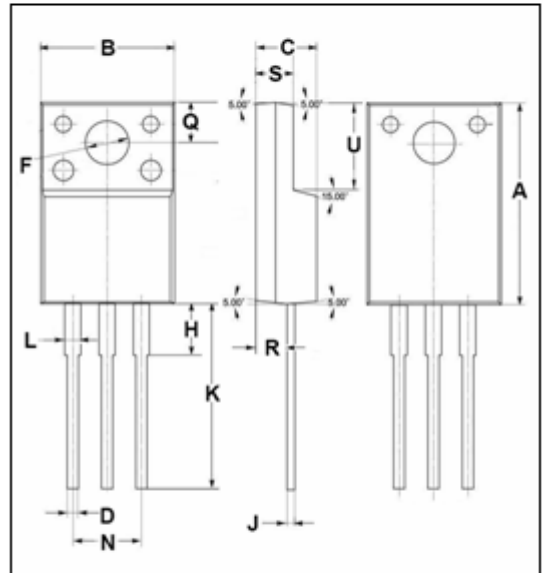
APPLICATIONS

- Designed for use in converters, inverters, switching regulators and motor control systems etc.



ABSOLUTE MAXIMUM RATINGS($T_a=25^\circ C$)

SYMBOL	PARAMETER	VALUE	UNIT	
V_{CES}	Collector-Emitter Voltage	BU406FI	400	V
		BU407FI	330	
V_{CEO}	Collector-Emitter Voltage	BU406FI	200	V
		BU407FI	150	
V_{EBO}	Emitter-Base Voltage	5	V	
I_C	Collector Current-Continuous	7	A	
I_{CM}	Collector Current-Peak	15	A	
I_B	Base Current-Continuous	4	A	
I_{BM}	Base Current-Peak	6	A	
P_C	Collector Power Dissipation @ $T_C=25^\circ C$	18	W	
T_J	Junction Temperature	150	$^\circ C$	
T_{stg}	Storage Temperature Range	-65~150	$^\circ C$	



DIM	mm	
	MIN	MAX
A	14.95	15.05
B	10.00	10.10
C	4.40	4.60
D	0.75	0.80
F	3.10	3.30
H	3.70	3.90
J	0.50	0.70
K	13.4	13.6
L	1.10	1.30
N	5.00	5.20
Q	2.70	2.90
R	2.20	2.40
S	2.65	2.85
U	6.40	6.60

THERMAL CHARACTERISTICS

SYMBOL	PARAMETER	MAX	UNIT
$R_{th j-c}$	Thermal Resistance, Junction to Case	7	$^\circ C/W$
$R_{th j-a}$	Thermal Resistance, Junction to Ambient	55	$^\circ C/W$

isc Silicon NPN Power Transistors

BU406FI/407FI

ELECTRICAL CHARACTERISTICS

 $T_C=25^{\circ}\text{C}$ unless otherwise specified

SYMBOL	PARAMETER		CONDITIONS	MIN	TYP.	MAX	UNIT
$V_{CEO(SUS)}$	Collector-Emitter Sustaining Voltage	BU406FI	$I_C=200\text{mA}; I_B=0; L=25\text{mH}$	200			V
		BU407FI		150			
$V_{CE(sat)}$	Collector-Emitter Saturation Voltage		$I_C=5\text{A}; I_B=0.5\text{A}$			1.0	V
$V_{BE(sat)}$	Base-Emitter Saturation Voltage		$I_C=5\text{A}; I_B=0.5\text{A}$			1.2	V
I_{CES}	Collector Cutoff Current		$V_{CE}=V_{CESmax}; V_{BE}=0$			0.05 1.0	mA
I_{CES}	Collector Cutoff Current	BU406FI	$V_{CE}=250\text{V}; V_{BE}=0$ $V_{CE}=350\text{V}; V_{BE}=0; T_J=150^{\circ}\text{C}$			0.1 1.0	mA
		BU407FI	$V_{CE}=200\text{V}; V_{BE}=0$ $V_{CE}=200\text{V}; V_{BE}=0; T_J=150^{\circ}\text{C}$			0.1 1.0	
I_{EBO}	Emitter Cutoff Current		$V_{EB}=5\text{V}; I_C=0$			1.0	mA
f_T	Current-Gain—Bandwidth Product		$I_C=0.5\text{A}; V_{CE}=10\text{V}$	4			MHz
t_{off}	Turn-Off Time		$I_C=5\text{A}; I_{B1}=-I_{B2}=0.5\text{A}$			0.75	μs