




ROBERT STĘPIEŃ  
HURTOWNIA CZĘŚCI ELEKTRONICZNYCH  
podzespoly-elektroniczne.pl

# Przełącznik AM3-24BP;80A;24VDC;PCB; 1.8W;samochodowy;RAYEK ELECTRONICS



## Dane techniczne:

Nazwa: AM3-24BP

Wersja przełącznika: samochodowy

Konfiguracja styków: 1 styk przełączny

Napięcie cewki nominalne: 24VDC

Prąd styków maks. : 80A

Producent: RAYEX ELECTRONICS

[www.podzespoly-elektroniczne.pl](http://www.podzespoly-elektroniczne.pl)

Robert Stępień Hurtownia Części Elektronicznych; Adres: ul. Wolumen 2, pawilon 71; 01-912 Warszawa; tel.: 601 296 402 /  
sklep@podzespoly-elektroniczne.pl

# AM3 SERIES

## FEATURES

- Plug-in/ PCB terminals are available for customer's selection.
- 60A/ 80A high current automotive relay
- 1A (1PST) contact form
- Using at automotive, direct connection with cell motors, transmission, and anti-locking braking system.



## ORDERING INFORMATION

AM3    1A    —    12    B    P  
 1            2                            3            4            5

- |                         |                               |
|-------------------------|-------------------------------|
| 1. Type                 | 4. Cover Type                 |
| 2. Contact Arrangement  | P : Cover for Plastic Bracket |
| A : 1 Form A(1PST-NO)   | B : Plastic Cover             |
| Nil : 1 Form C(1PDT)    | 5. Terminal Type              |
| 3. Coil Nominal Voltage | Nil : Standard Type           |
|                         | P : P.C.B. Terminal           |

## CONTACT RATING

1PDT	Resistive (Cos.θ = 1)	DC 14V	80A/60A
1PST-NO	Resistive (Cos.θ = 1)	DC 14V	80A

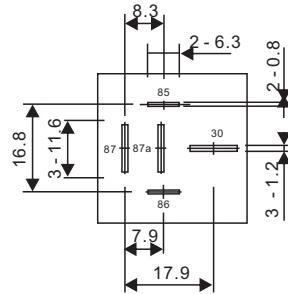
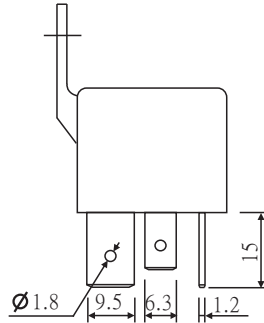
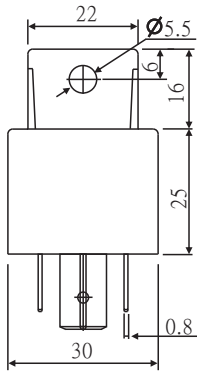
## COIL DATA(1.8W, at 25°C)

Coil Nominal Voltage (VDC)	Resistance Tol.±10% (Ohms)	Nominal Current (mA)	Maximum Pick Up Voltage (v)	Minimum Drop Out Voltage (V)
6	18	333	3.6	0.6
12	72	167	7.2	1.2
24	288	83	14.4	2.4

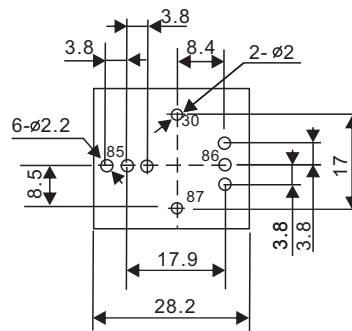
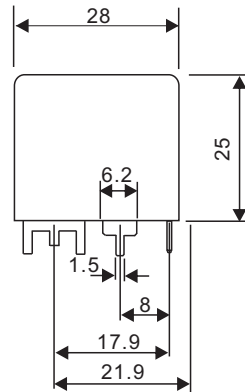
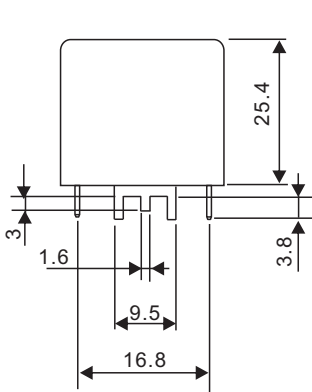
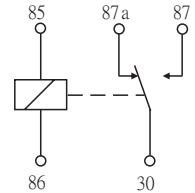
## DIMENSIONS Tolerance(±0.5mm)

P.C.B LAYOUT  
(BOTTOM VIEW)

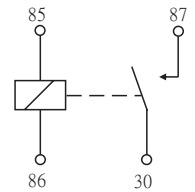
WIRING DIAGRAM  
(BOTTOM VIEW)



1C



1A



## GENERAL DATA

Insulation Resistance	100 MΩ Min. (DC 500V)
Dielectric Strength	500 VAC, 50/60Hz between contact.
	500 VAC, 50/60Hz between all elements.
Contact Material	Ag Alloy.
Contact Resistance	50 milliohms max. ( initial value )
Shock Resistance	Malfunction: 10G(11ms) ; Destructive: 100G(6ms)
Vibration Resistance	Malfunction: 10 to 55 Hz. at Double Amplitude of 1.5 mm
	Destructive: 10 to 55 Hz. at Double Amplitude of 1.5 mm
Operation Time	7 ms max.
Release Time	5 ms max.
Temperature Range	- 40°C ~ + 85°C
Expected Life	With operation rate 30/min.
	Mechanical - 10,000,000 operations min.
	Electrical - 100,000 operations min. at rated load.
Weight	40 grams