



TR BF182;Sc;TO18;tranzystor; NPN;20mA;20V;150mW;500MHz



Dane techniczne:

Nazwa: BF182

Typ tranzystora: bipolarny

Kierunek przewodnictwa: NPN

Prąd kolektora: 20mA

Napięcie kolektor-emiter: 20V

Moc: 150mW

Częstotliwość: 500MHz

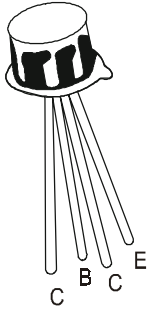
Montaż: przewlekany(THT)

Obudowa: TO18

Producent: Sc

NPN SILICON PLANAR EPITAXIAL TRANSISTOR

BF182



**TO-72
Metal Can Package**

ABSOLUTE MAXIMUM RATINGS (Ta=25°C unless specified otherwise)

DESCRIPTION	SYMBOL	VALUE	UNIT
Collector Base Voltage	V_{CBO}	25	V
Collector Emitter Voltage	V_{CEO}	20	V
Emitter Base Voltage	V_{EBO}	3	V
Collector Current Continuous	I_C	15	mA
Collector Current -Peak	I_{CM}	15	mA
Power Dissipation @ Ta=25°C	P_D	150	mW
Junction Temperature	T_j	175	°C
Storage Temperature	T_{stg}	-65 to +175	°C

THERMAL RESISTANCE

Junction to Ambient In Free Air	$R_{th(j-a)}$	1	°C/W
---------------------------------	---------------	---	------

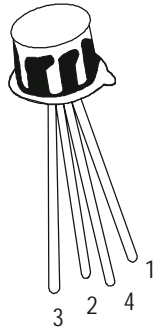
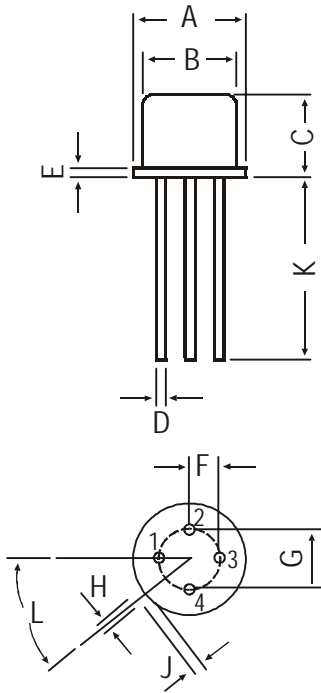
ELECTRICAL CHARACTERISTICS (Ta=25° C unless specified otherwise)

DESCRIPTION	SYMBOL	TEST CONDITION	VALUE			UNIT
			MIN	TYP	MAX	
Collector Emitter Breakdown Voltage	BV_{CEO}	$I_C=1mA, I_B=0$	20			V
Collector Base Breakdown Voltage	BV_{CBO}	$I_C=100\mu A, I_E=0$	25			V
Emitter Base Breakdown Voltage	BV_{EBO}	$I_E=100\mu A, I_C=0$	3			V
Collector Cut off Current	I_{CBO}	$V_{CB}=15V, I_E=0$			500	nA
DC Current Gain	h_{FE}	$I_C=2mA, V_{CE}=10V$	10	20		
Base Emitter On Voltage	$V_{BE(on)}$	$I_C=2mA, V_{CE}=10V$		770		mV

DYNAMIC CHARACTERISTICS

Transition Frequency	f_T	$I_C=2mA, V_{CE}=10V$ $f=100MHz$		650		MHz
Common Emitter Feedback Capacitance	C_{re}	$V_{CB}=10V, f=10.7MHz, I_C=1mA$		0.65		pF

TO-72 Metal Can Package



PIN CONFIGURATION

1. EMITTER
2. BASE
3. COLLECTOR
4. CASE

All dimensions in mm.

DIM	MIN.	MAX.
A	5.24	5.84
B	4.52	4.95
C	4.31	5.33
D	0.40	0.53
E	—	0.76
F	1.14	1.39
G	2.28	2.97
H	0.91	1.17
J	0.71	1.22
K	12.70	—
L	12 DEG	48 DEG

Packing Detail

PACKAGE	STANDARD PACK		INNER CARTON BOX		OUTER CARTON BOX		
	Details	Net Weight/Qty	Size	Qty	Size	Qty	Gr Wt
TO-72	1 K/Polybag	325 gm/1K pcs	3" x 7.5" x 7.5"	5K	17" x 15" x 13.5"	80K	32 kgs

Disclaimer

The product information and the selection guides facilitate selection of the CDIL's Discrete Semiconductor Device(s) best suited for application in your product(s) as per your requirement. It is recommended that you completely review our Data Sheet(s) so as to confirm that the Device(s) meet functionality parameters for your application. The information furnished in the Data Sheet and on the CDIL Web Site/CD is believed to be accurate and reliable. CDIL however, does not assume responsibility for inaccuracies or incomplete information. Furthermore, CDIL does not assume liability whatsoever, arising out of the application or use of any CDIL product; neither does it convey any license under its patent rights nor rights of others. These products are not designed for use in life saving/support appliances or systems. CDIL customers selling these products (either as individual Discrete Semiconductor Devices or incorporated in their end products), in any life saving/support appliances or systems or applications do so at their own risk and CDIL will not be responsible for any damages resulting from such sale(s).

CDIL strives for continuous improvement and reserves the right to change the specifications of its products without prior notice.



CDIL is a registered Trademark of

Continental Device India Limited

C-120 Naraina Industrial Area, New Delhi 110 028, India.

Telephone + 91-11-579 6150 Fax + 91-11-579 9569, 579 5290

e-mail sales@cdil.com www.cdil.com

This datasheet has been downloaded from:

www.DatasheetCatalog.com

Datasheets for electronic components.