



Wyłącznik krańcowy L XK3-20S/T; IP65; 5A/230V; dźwignia regulowana z rolką



Dane techniczne:

Nazwa: Wyłącznik krańcowy L XK3-20S/T

Ilość pozycji przełącznika: 2

Typ przełącznika: Monostabilny

Ilość obwodów przełącznika: 2

Rodzaj przełącznika: Krańcowy

Prąd przełącznika: 5A

Sposób przełączania: ON-(OFF) / OFF-(ON)

Napięcie przełącznika: 230V

Typ wyprowadzeń: Śrubowe

Sposób montażu mechanicznego: Przykręcany

LX-K3 Series Limit Switch



Model and Description

LX	K3	20	<input type="checkbox"/>	<input type="checkbox"/>
Model	Design No.	Contact Form: 2NO+NC	Appearance: K: Without protecting cover S: Rectangular cover H: Square cover	Actuator: Z: Top plunger B: Roller lever D: Rod spring H1: Fork lever, both roller above the lever H2: Fork lever, left roller above the lever, right roller under the lever H3: Fork lever, left roller under the lever, right roller above the lever W: Metal wire spring
				L: Roller plunger T: Adjustable roller lever J: Adjustable rod lever

Application and Feature

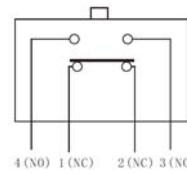
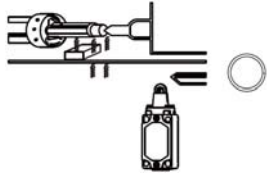
LX-K3 series limit switch is applied to the 50HZ/60HZ, 250VAC, 220VDC control circuits, works as travel control, limit control, motion direction or speed change, machine tool automatic control, etc.

Approved standards: GB14048.5 IEC60947-5-1.


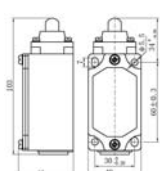

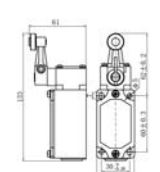

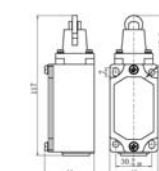

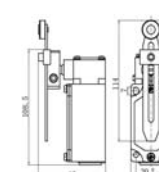

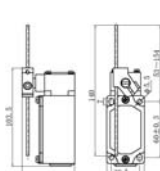

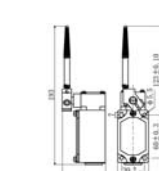

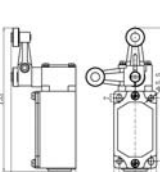

Specification

Operating speed	0.5mm~0.5m/s
Operating frequency	Mechanical: 120 operations/minute
	Electrical: 30 operations/minute
Contact resistance	50mΩ max.(Initial value)
Insulation resistance	100mΩ min.(at DC500V)
Conventional thermal current	5A
Electric Parameter	AC380V/0.8A DC220V/0.1A
Dielectric strength	1890VAC, 50/60Hz 1min between terminals of the same polarity
	2500VAC, 50/60Hz 1min between each terminal and non-current-carrying metal parts
	2500VAC, 50/60Hz 1min between current-carrying metal parts and ground
Vibration resistance	Malfunction: 10Hz~55Hz, 1.5mm double amplitude
Shock resistance	Destruction: 1000m/S ² Malfunction: 300m/S ²
Ambient temperature	Ambient operation temperature: -5°C~+60°C with no icing
Ambient humidity	Ambient operation humidity: 90% max.
Life expectancy	Mechanical: 6,000,000 operations min.
	Electrical: 300 000 operations min.
Degree of protection	IP52

Mounting and Contact form



Dimensions

LX-K3/20S/Z  OF max. 30N(3.06kgf) PT max. 7mm OT min. 2.0mm				LX-K3/20S/B  OF max. 20N(2.04kgf) PT max. 45° OT min. 20°			
LX-K3/20S/D  OF max. 30N(3.06kgf) PT max. 7mm OT min. 2.0mm				LX-K3/20S/T  OF max. 20N(2.04kgf) PT max. 45° OT min. 20°			
LX-K3/20S/H1  OF max. 30N(3.06kgf) PT max. 80° OT min. -				LX-K3/20S/H2  OF max. 30N(3.06kgf) PT max. 80° OT min. -			
LX-K3/20S/H3  OF max. 30N(3.06kgf) PT max. 80° OT min. -				LX-K3/20S/W  OF max. 20N(2.04kgf) PT max. 45° OT min. -		