




# Przełącznik RT424730;SCHRACK; 2COx8A; o.RM84P-230VAC;RoHS



## Dane techniczne:

Nazwa: RT424730

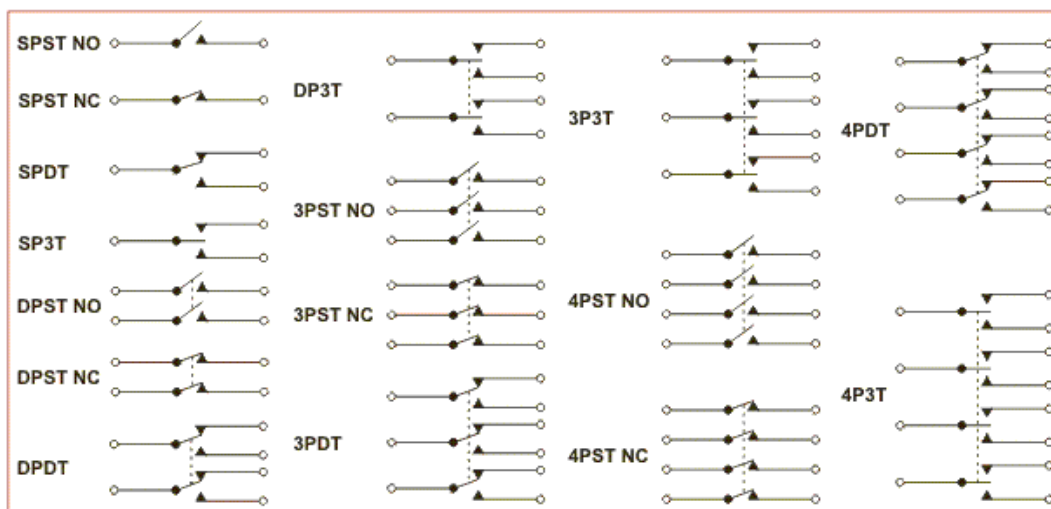
Konfiguracja styków: 2 styki przełączne(DPDT)

Napięcie cewki: 230VAC

Obciążalność styków: 8A/250VAC


Producent: SCHRACK

Certyfikat: RoHS



**Interface Power Relay RT**

- 1 pole 12 / 16 A, 2 pole 8 A, 1 CO contact or 2 CO contacts
- DC- or AC coil
- Sensitive coil 400 mW
- Reinforced insulation, protection class II (VDE 0700)
- 5 kV / 10 mm coil-contact
- 1pole 12 A with 3.5 or 5 mm pinning
- Recycleable packaging
- RoHS compliant (Directive 2002/95/EC) as per product date code 0413



F0269-B

**Applications**

Panel boards, mechanical engineering

**Approvals**

VDE REG.-Nr. 6106, **UL** us E214025  
 Technical data of approved types on request

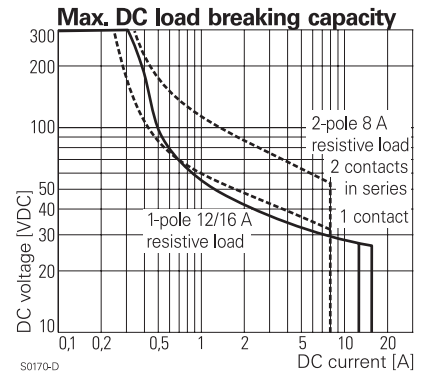
Contact data	1-pole	2-pole
Contact configuration	1 CO	2 CO
Contact set	single contact	
Type of interruption	micro disconnection	
Rated current	12 / 16 A	8 A
Rated voltage / max.switching voltage AC	240/400 VAC	
Maximum breaking capacity AC	3000 / 4000 VA	2000 VA
Limiting making capacity,max 4 s, df 10%	25 / 30 A	15 A
Contact material	AgNi 90/10	
Mechanical endurance DC coil	> 30 x 10 <sup>6</sup>	>30 x 10 <sup>6</sup>
AC coil	> 10 x 10 <sup>6</sup>	>5 x 10 <sup>6</sup>
Rated frequency of operation with / without load	6 / 1200 min <sup>-1</sup>	

**Contact ratings**

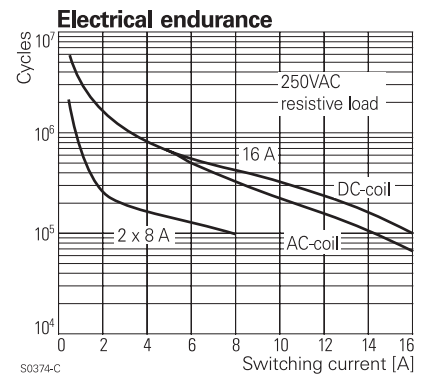
Type	Load	Cycles
RT314	16 A, 250 VAC, NO contact, 85°C, DF 10%, UL508	50x10 <sup>3</sup>
RT314	16 A, 250 VAC, NC contact, 70°C, 30min <sup>-1</sup>	53x10 <sup>3</sup>
RT314	16 A, 250 VAC, CO contact, VDE 0435	30 x 10 <sup>3</sup>
RT314	1000 W incandescent lamp, 250 VAC	1.2x10 <sup>3</sup>
RT314	10 A, 250 VAC, cosφ=0.6, CO contact, 70°C	200x10 <sup>3</sup>
RT314	5 A / 2 A, 250 VAC, cosφ=1, motor, NO contact, 10min <sup>-1</sup> , 70°C	1.1x10 <sup>6</sup>
RT314	Pilot duty A300 (NO contact), B300 (CO/NC contact), UL508	
RT314	1hp @ 240 VAC, 1/2hp @ 120 VAC, NO contact, UL508	
RT314	AC15, 6 A, 250 VAC, NO and NC contact, 85°C, EN60947-5-1	
RT314	DC13, 2 A / 24 VDC, 0.2 A / 250 VDC, NO and NC contact, 85°C, EN60947-5-1	
RT424	8 A, 250 VAC, NO contact, 70°C, EN61810-1	100x10 <sup>3</sup>
RT424	6(2) A, 250 VAC, NO/NC contact, 85°C; EN60730-1	100x10 <sup>3</sup>
RT424	1/2hp @ 240 VAC, 1/4hp @ 120 VAC, UL508	
RT424	Pilot duty B300, UL508	
RT424	8 A, 30 VDC, General Purpose, UL508	

**Coil data**

Rated coil voltage range DC coil	5...110 VDC
AC coil	24...230 VAC
Coil power DC coil	typ 400 mW
AC coil	typ 0.75 VA
Operative range	2
Coil insulation system according UL1446	class F



S0170-D



S0374-C

**Interface Power Relay RT (Continued)**

**Coil versions, DC-coil**

Coil code	Rated voltage VDC	Operate voltage VDC	Release voltage VDC	Coil resistance Ohm	Rated coil power mW
006	6	4.2	0.6	90 ± 10%	400
012	12	8.4	1.2	360 ± 10%	400
<b>024</b>	<b>24</b>	<b>16.8</b>	<b>2.4</b>	<b>1440 ± 10%</b>	<b>400</b>
048	48	33.6	4.8	5520 ± 10%	417
060	60	42.0	6.0	8570 ± 12%	420
110	110	77.0	11.0	28800 ± 12%	420

All figures are given for coil without preenergization, at ambient temperature +23°C  
Other coil voltages on request

**Coil versions, AC-coil 50Hz**

Coil code	Rated voltage VAC	Operate voltage 50 Hz VAC	Release voltage VAC	Coil resistance Ohm	Rated coil power 50 Hz VA
<b>524</b>	<b>24</b>	<b>18.0</b>	<b>3.6</b>	<b>350 ± 10%</b>	<b>0.76</b>
615	115	86.3	17.3	8100 ± 15%	0.76
<b>730</b>	<b>230</b>	<b>172.5</b>	<b>34.5</b>	<b>32500 ± 15%</b>	<b>0.74</b>

All figures are given for coil without preenergization, at ambient temperature +23°C  
Other coil voltages on request

**Insulation**

Dielectric strength coil-contact circuit	5000 V <sub>rms</sub>
open contact circuit	1000 V <sub>rms</sub>
adjacent contact circuits	2500 V <sub>rms</sub>
Clearance / creepage coil-contact circuit	≥ 10 / 10 mm
Material group of insulation parts	≥ IIIa
Tracking index of relay base	PTI 250 V
Insulation to IEC 60664-1	
Type of insulation coil-contact circuit	reinforced
open contact circuit	functional
adjacent contact circuits	basic
Rated insulation voltage	250 V
Pollution degree	3
Rated voltage system	240/400 V
Overvoltage category	III

**Other data**

	1-pole	2-pole
RoHS - Directive 2002/95/EC	compliant as per product date code 0413	
Flammability class according to UL94	V-0	
Ambient temperature range DC coil	-40...+85°C	
AC coil	-40...+70°C	
Operate- / release time DC coil	typ 7 / 3 ms	typ 7 / 2 ms
Bounce time DC coil, NO / NC contact	typ 1 / 3 ms	typ 1 / 3 ms
Vibration resistance (function), NO / NC contact	20 / 5 g, 30 ... 500 Hz	
Shock resistance (destruction)	100 g	
Category of protection	RTII	
Mounting distance	0 mm, dense packing	
Relay weight	14 g	
Packaging unit	20 / 500 pcs	

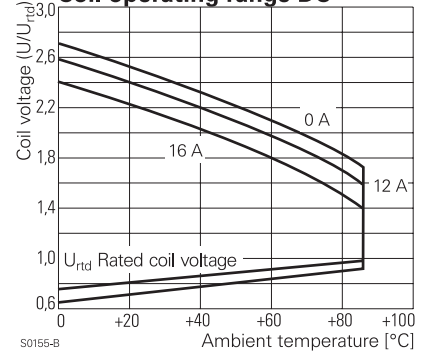
**Accessories**

For Details see datasheet Accessories Interface Power Relay RT

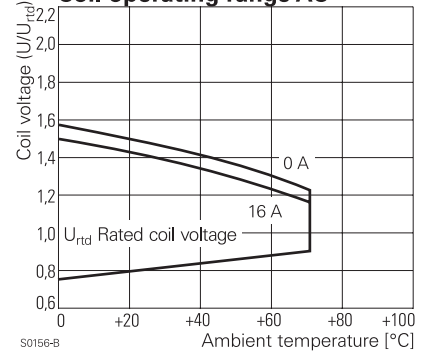
**Relay Packages**

Complete packages consisting of a relay mounted on a socket see Package RT

**Coil operating range DC**



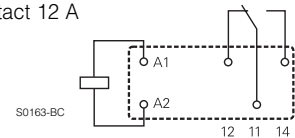
**Coil operating range AC**



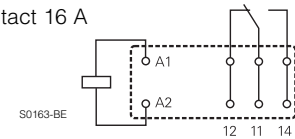
**Terminal assignment**

Bottom view on pins

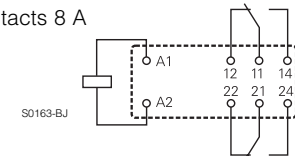
1 CO contact 12 A



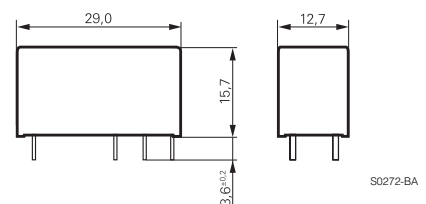
1 CO contact 16 A



2 CO contacts 8 A



**Dimensions**



**Interface Power Relay RT (Continued)**

**Product key**

Type	<b>R</b>	<b>T</b>			<b>4</b>			
Version	<b>1</b> 1-pole, 12 A, pinning 3.5 mm <b>3</b> 1-pole, 16 A, pinning 5 mm <b>2</b> 1-pole, 12 A, pinning 5 mm <b>4</b> 2-pole, 8 A, pinning 5 mm							
Contact configuration	<b>1</b> 1 CO contact		<b>2</b> 2 CO contacts					
Contact material	<b>4</b> AgNi 90/10							
Coil	Coil code: please refer to coil versions table, preferred types in bold print							
Wash tight version on request								

Product key	Version	Contacts	Cont. material	Coil	Coil	Part number
RT114024	1-pole, 12 A pinning 3.5 mm	1 CO contact	AgNi 90/10	DC-coil	24 VDC	1-1393239-3
RT114524				AC-coil	24 VAC	1-1393239-7
RT114615					115 VAC	1-1393239-8
RT114730				230 VAC	1-1393239-9	
RT214024	1-pole, 12 A pinning 5 mm			DC-coil	24 VDC	5-1393239-5
RT214524				AC-coil	24 VAC	5-1393239-9
RT214615					115 VAC	6-1393239-0
RT214730				230 VAC	0-1419108-6	
RT314024	1-pole, 16 A pinning 5 mm			DC-coil	24 VDC	9-1393239-8
RT314524				AC-coil	24 VAC	0-1393240-4
RT314615					115 VAC	0-1393240-6
RT314730				230 VAC	0-1393240-7	
RT424024	2-pole, 8 A pinning 5 mm	2 CO contacts		DC-coil	24 VDC	6-1393243-8
RT424524				AC-coil	24 VAC	7-1393243-6
RT424615					115 VAC	7-1393243-8
RT424730				230 VAC	7-1393243-9	